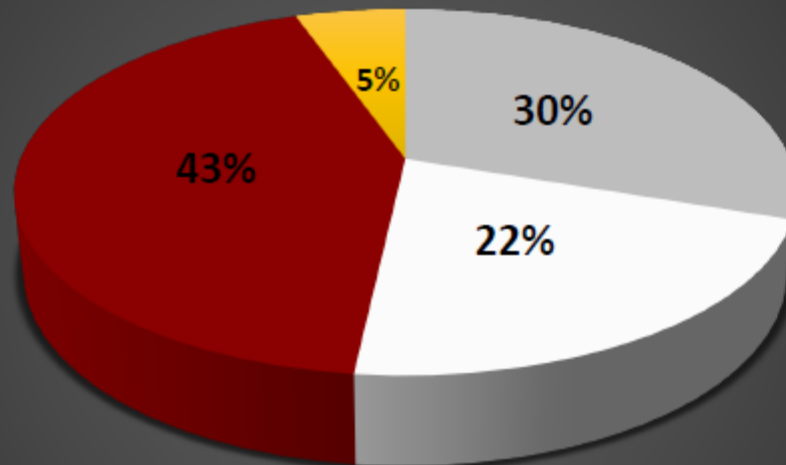


DES

Table of Contents	Total amount expended	Percentage of total expended	PPE
Technology, Software & Security	\$ 446,778.35	30%	\$ 612.03
Supplies	\$ 318,178.36	22%	\$ 435.86
Improvement & Maintenance	\$ 632,983.82	43%	\$ 867.10
Textbooks	\$ 80,116.62	5%	\$ 109.75
Grand Total	\$ 1,478,057.15	Total Students	730
Master List Dade Elementary			

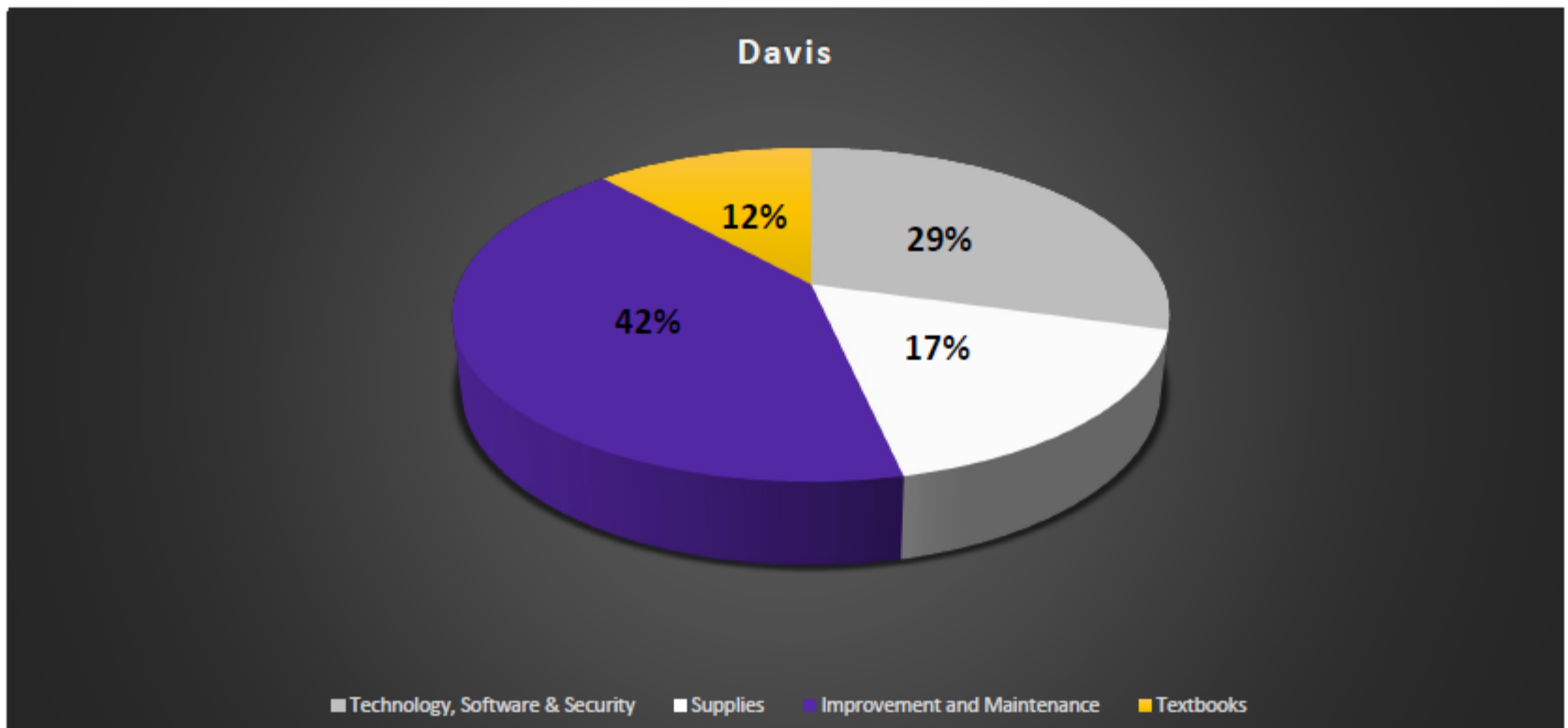
DES



Technology, Software & Security
 Supplies
 Improvement & Maintenance
 Textbooks

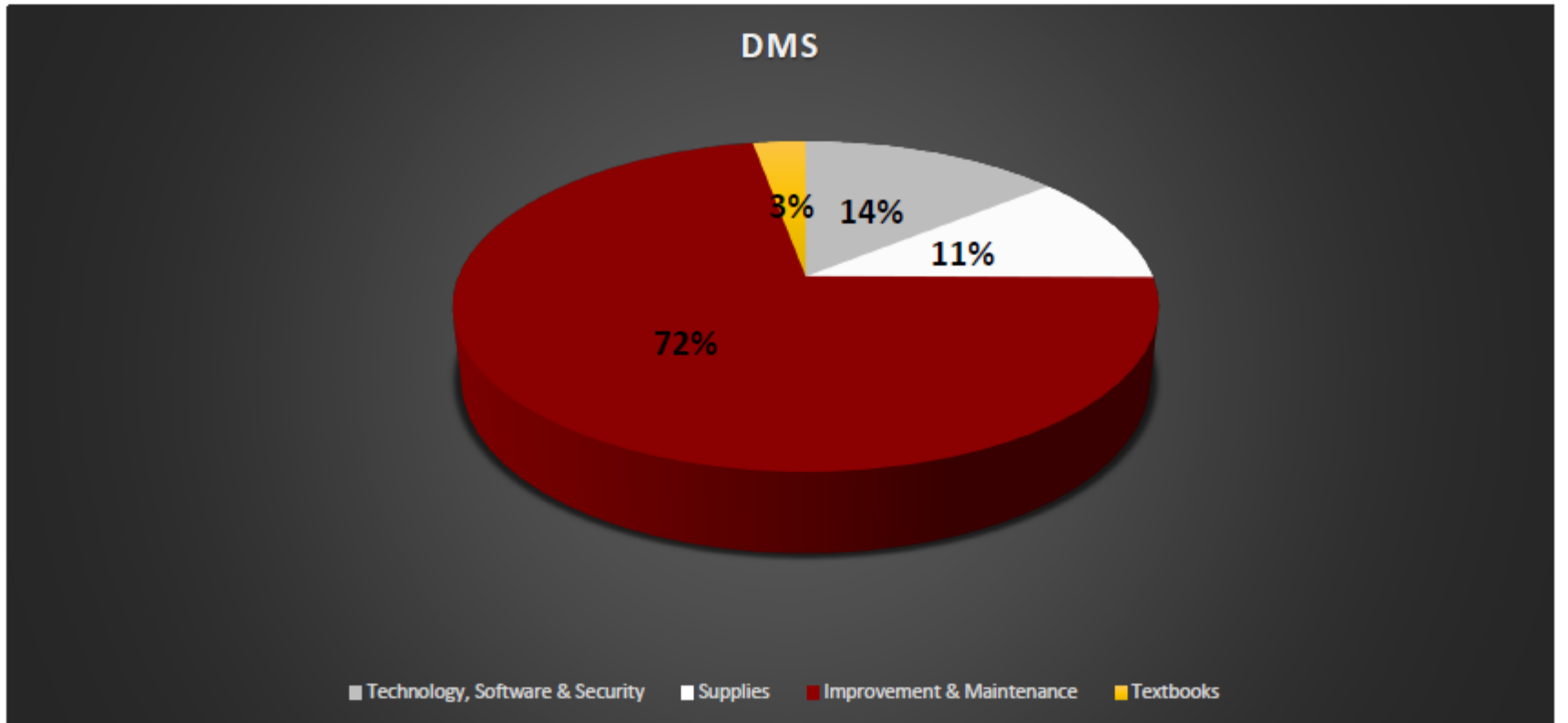
Davis

Table of Contents	Total amount expended	Percentage of total expended	PPE
Technology, Software & Security	\$ 256,043.79	29%	\$ 1,040.83
Supplies	\$ 150,367.75	17%	\$ 611.25
Improvement and Maintenance	\$ 364,924.41	42%	\$ 1,483.43
Textbooks	\$ 101,963.72	12%	\$ 414.49
Grand Total	\$ 873,299.67	Total Students	246
Davis Master List			



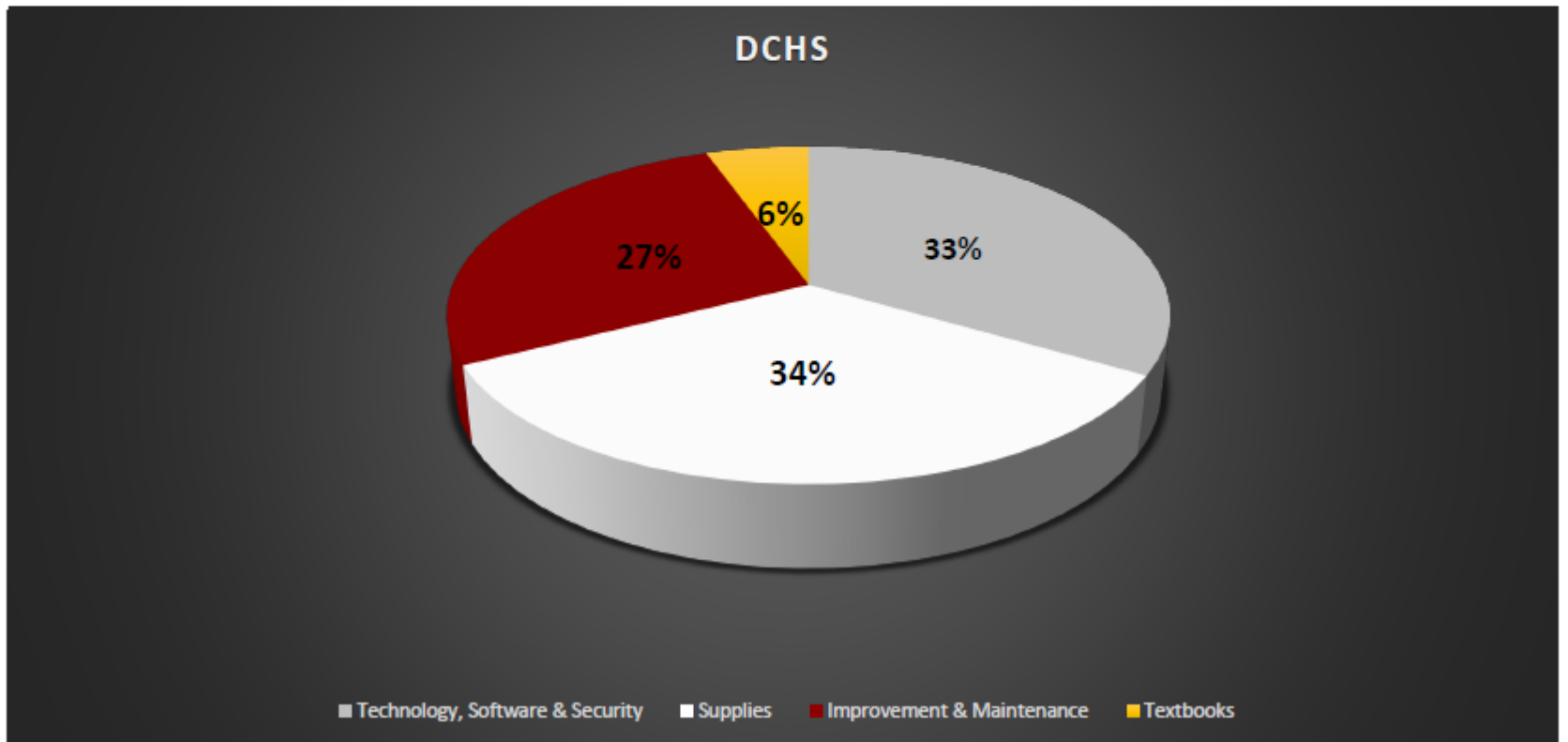
DMS

Table of Contents	Total amount expended	Percentage of total expended	PPE
Technology, Software & Security	\$ 572,514.51	14%	\$ 1,337.65
Supplies	\$ 438,619.52	11%	\$ 1,024.81
Improvement & Maintenance	\$ 2,905,122.84	72%	\$ 6,787.67
Textbooks	\$ 115,847.49	3%	\$ 270.67
Grand Total	\$ 4,032,104.36	Total Students	428
DMS Master List			



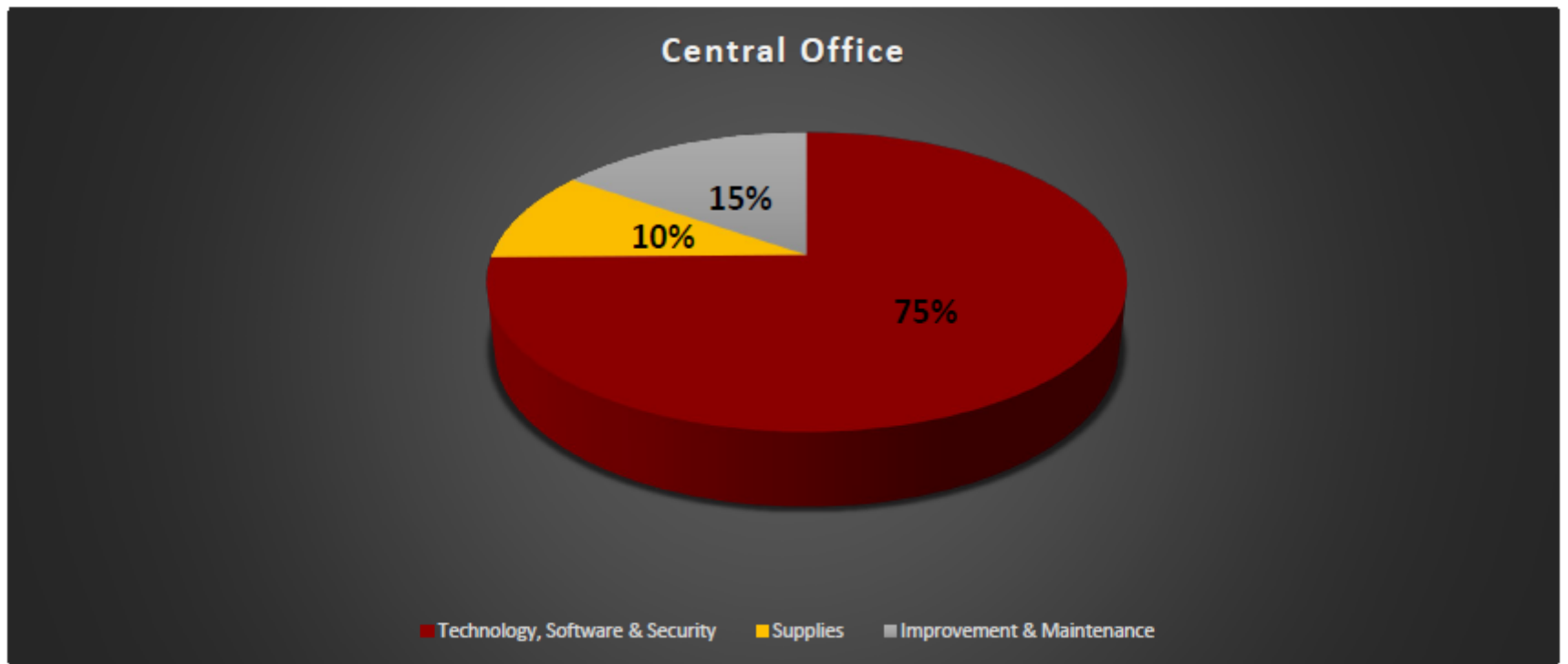
DCHS

Table of Contents	Total amount expended	Percentage of total expended	PPE
Technology, Software & Security	\$ 567,891.17	33%	\$ 914.48
Supplies	\$ 578,338.30	34%	\$ 931.30
Improvement & Maintenance	\$ 458,873.45	27%	\$ 738.93
Textbooks	\$ 92,895.87	5%	\$ 149.59
Grand Total	\$ 1,697,998.79	Total Students	621
DCHS Master List			



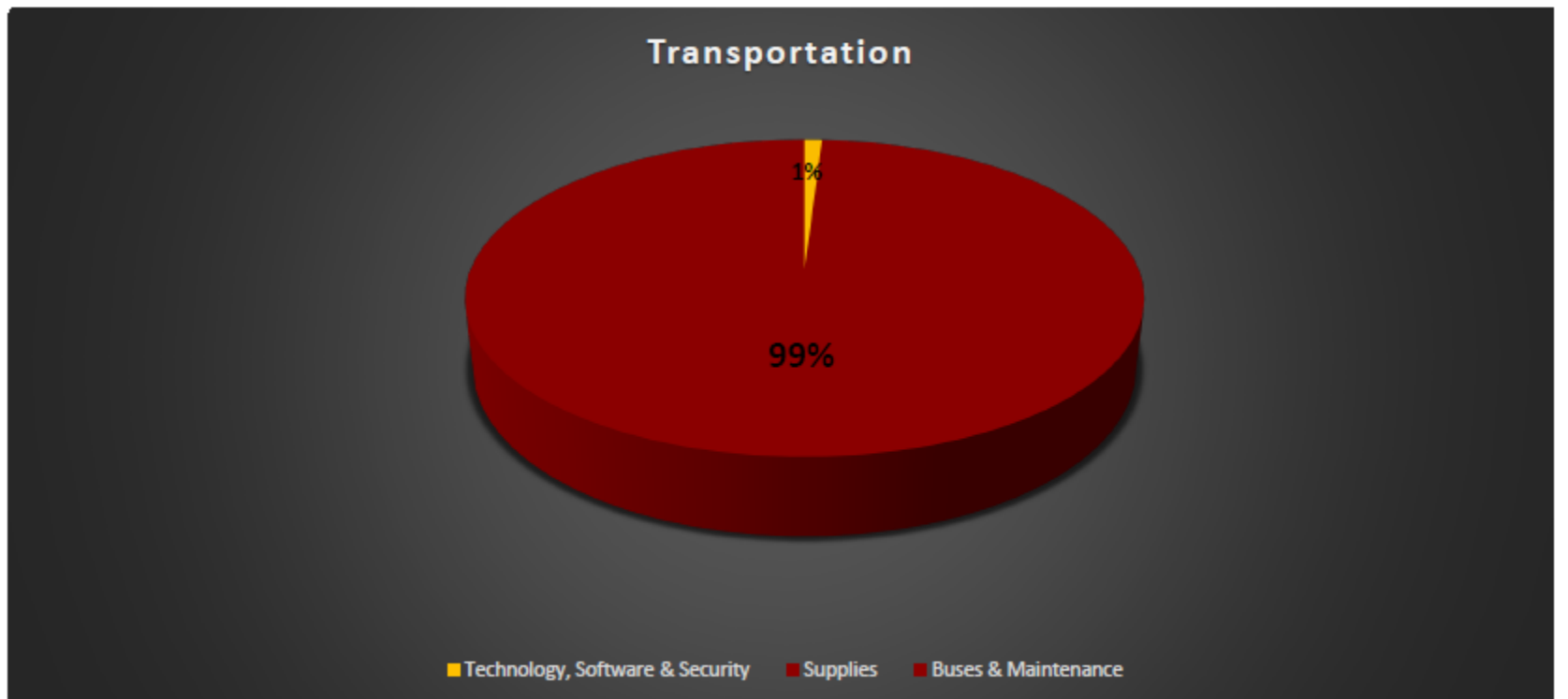
Central Office

Table of Contents	Total amount expended	Percentage of total expended	PPE
Technology, Software & Security	\$ 194,893.51	75%	\$ 96.24
Supplies	\$ 25,813.82	10%	\$ 12.75
Improvement & Maintenance	\$ 39,933.17	15%	\$ 19.72
Textbooks	n/a	n/a	
Grand Total	\$ 260,640.50	Total Students	2,025.00
Central Office Master List			

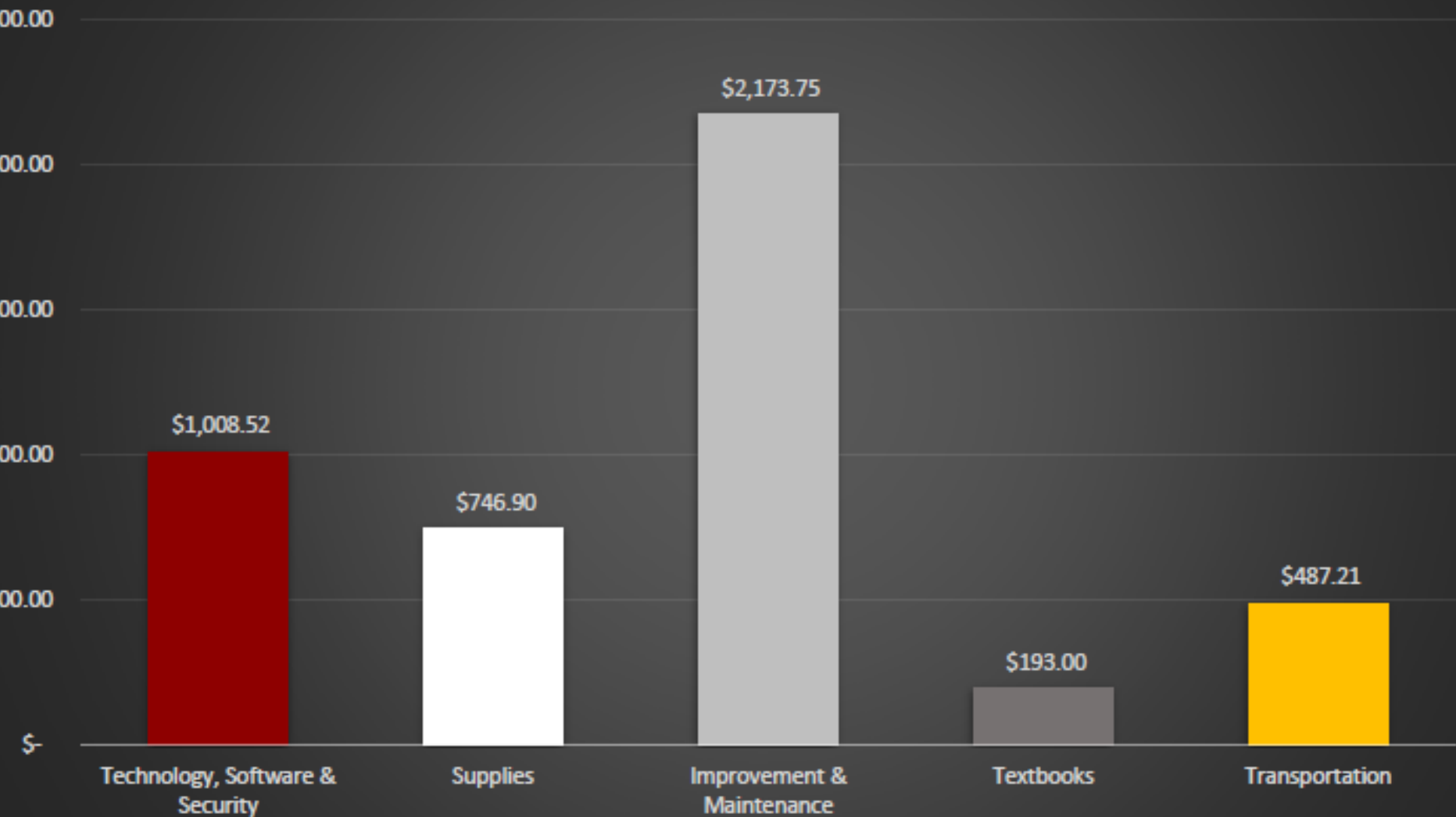


Transportation

Table of Contents	Total amount expended	Percentage of total expended	PPE
Technology, Software & Security	\$ 4,130.02	1%	\$ 2.04
Supplies	\$ 1,159.51	0%	\$ 0.57
Buses & Maintenance	\$ 986,605.38	99%	\$ 487.21
Textbooks	N/a	N/a	
Grand Total	\$ 991,894.91	Total Students	2,025.00
Transportation Master List			



PPE System Wide



FY'21 State & Local / Federal / Total PPE

LOCATION	State & Local PPE	Federal PPE	Total PPE
Davis Elementary	\$10,228	\$1,031	\$11,259
Dade Elementary	\$9,509	\$1,009	\$10,518
Dade Middle	\$9,647	\$437	\$10,084
Dade High	\$9,937	\$357	\$10,294